

# DIECI



**DUMPERS**

[www.dieci.com](http://www.dieci.com)

Dieci S.r.l. - Via E. Majorana, 2-4 - Montecchio Emilia (RE) ITALY  
Tel. +39 0522 869611 - Fax +39 0522 869798 - E-mail: info@dieci.com



1000 F



1000 PA



1000 T



4200

| DETAILS  | 1000 F   | 1000 PA    | 1000 T     | 4200      |
|--|--|------------|------------|-----------|
| Capacity (Kg)                                  | 2.500  | 2.500      | 2.500      | 8.500     |
| Dump body capacity (level) (m <sup>3</sup> )   | 1  | 1          | 1          | 4,2       |
| Dump body capacity: (heaped) (m <sup>3</sup> ) | 1,2  | 1,2        | 1,2        | 5,3       |
| Total weight (empty) (Kg)                      | 1.200  | 1.550      | 1.300      | 5.000     |
| Hydraulic tipping                              | frontal  | frontal    | trilateral | frontal   |
| Track (mm)                                     | 1.400  | 1.400      | 1.400      | 1.920     |
| Tyres **                                       | 7,50 x 16"   | 7,50 x 16" | 7,50 x 16" | 16/70-20" |
| Max speed (km/h) *                             | 23   | 23         | 23         | 27        |
| "CE" Marking                                   | ** = for construction site      * = referred to wheels having the maximum allowable diameter |            |            |           |

| ENGINE                               | 1000 F - 1000 PA - 1000 T | 4200                         |
|--------------------------------------|---------------------------|------------------------------|
| Model:                               | LOMBARDINI                | Iveco NEF                    |
| Maximum power kW (hp):               | 15 (21,4)                 | 93 (127)                     |
| Revolutions per minute (rpm):        | 3000                      | 2200                         |
| Operation:                           | 4 stroke diesel           | 4 stroke diesel              |
| Injection:                           | Direct mechanical         | Direct mechanical            |
| Number and arrangement of cylinders: | 4, vertical in line       | 4, vertical in line          |
| Engine size (cm <sup>3</sup> ):      | 954                       | 4485                         |
|                                      | Natural Intake            | Aftercooler Turbo compressor |
|                                      | Air cooling system        | Liquid cooling system        |

**1000 F    1000 PA    1000 T    4200**

**TRANSMISSION**

4-speed gear box with reversing gear  
Single-plate dry clutch

**DIFFERENTIAL AXLES**

Differential axles: fixed  
Brakes: hydraulic  
Mechanical lever parking brake

**DRIVER'S SEAT**

Instruments: oil temperature light and battery charger  
Hydraulic drive - adjustable seat

**CHASSIS**

Full floating; steering at the centre

**ROOF**

ROPS-FOPS approved

**LOADING SHOVEL    1000 PA**

Tipping with hydraulic control

**TRANSMISSION**

Variable delivery hydrostatic pump  
Hydraulic engine with continuous automatic adjustment  
Electro-hydraulic reversing gear, can be actuated with vehicle in motion  
2-speed gear box, servo controlled

**DIFFERENTIAL AXLES**

Steering types: 4 wheels/transversal/2 wheels  
Rear and front steering axles with planetary reduction gears.  
Self-blocking front axle.  
Hydraulic brake with oil-bath disks on 4 wheels.  
Parking brake acting on rear axle

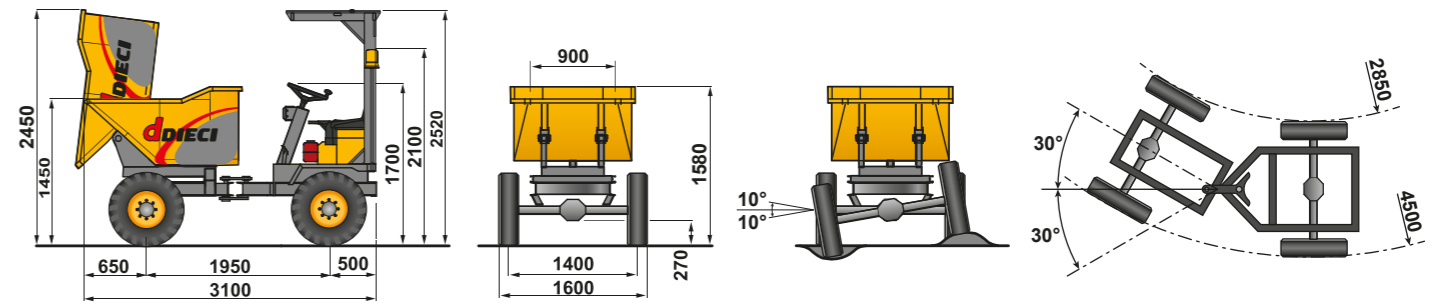
**CAB**

Reversible driver's seat  
ROPS-FOPS approved  
Rear and front glass - 2 windscreen wipers  
Adjustable/reversible seat with seat belts  
Instrument system: fuel level indicator - water and oil temperature light - battery charger

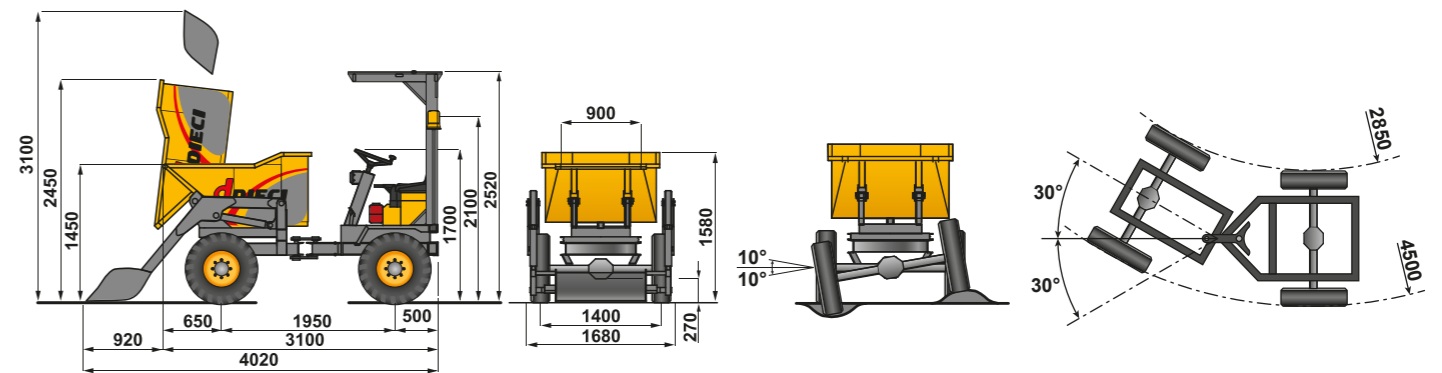
**SAFETY DEVICES**

Starting only with gear in neutral

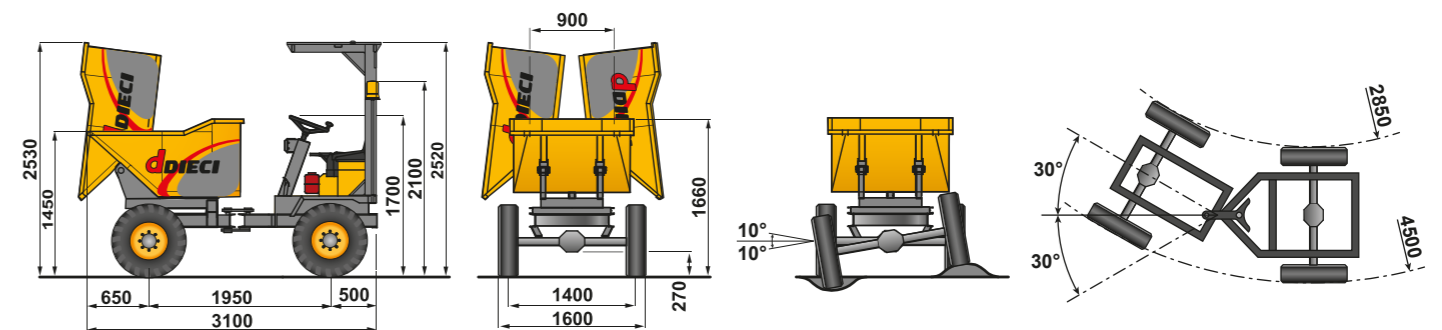
**DIMENSIONS    1000 F**



**DIMENSIONS    1000 PA**



**DIMENSIONS    1000 T**



**DIMENSIONS    4200**

